



Department for
Communities and
Local Government

NATIONAL NON-DOMESTIC RATES RETURN 1 **NNDR1 2014-15**

Please e-mail to : nndr.statistics@communities.gsi.gov.uk

Please enter your details after checking that you have selected the correct authority name

Please check the figures shown in cells with a blue border and enter your own figures if you disagree with those suggested.

Forms should be returned to the Department for Communities and Local Government by Friday 31 January 2014

Figures should be shown to the nearest pound.

Please remember that a copy of this form, certified by your Section 151 officer should also be sent to the Department for Communities and Local Government


The certified copy should be sent to Sheela Vyas, Department for Communities and Local Government, LGF-DCAA, Zone 5/J6, Eland House, Bressenden Place, London, SW1E 5DU


These instructions highlight the special features of the electronic form and should be read in conjunction with the Guidance Notes and Validation Checks


Completing the form

1. The form can be set up for each individual local authority by selecting the appropriate authority name from the list. The example shows the local authority ZZZZ. Once a local authority name is selected the spreadsheet will automatically complete the d

2. There are three different type of input cells:

 * *White, Black Border - these are blank for new data - Please ensure all white cells are filled before submitting the form*

 * *White background, green border - These cells are information cells and have the appropriate formula in them. There should be no need to overwrite these cells but please check that you are happy with the calculation.*

 * *White background, blue border - actual data entered by the Department for Communities and Local Government into these cells. However they are unprotected so should you need to insert figures you may do so. However if you do, please let us know why this*

3. Please use exact figures, to the nearest pence if possible. However, lines 36 and 40 will be shown to the nearest pound.

Checking the Validation Sheet

4. Once both the main form and the supplementary form have been completed go to the validation sheets and check if any of the data require any further explanation. The data are compared with the NNDR1 for 2013-14 and if the change in number or percentage terms is higher or lower than we would normally expect the difference will appear in the blue box and you will be asked to provide an explanation for the change in the box provided.

For further details on the types of checks we do see the *NNDR1 Validation Checks 2014-15* paper.

Certifying the Form

5. When the data has been checked and verified please email the complete file to nndr.statistics@communities.gsi.gov.uk

6. **Print a copy of the form for certification by your Chief Financial Officer. The form can be printed by using the defined print area.**

The certified copy should be forwarded to Dennis Herbert, Department for Communities and Local Government, LGF-DCAA, Zone 5/J6, Eland House, Bressenden Place, London, SW1E 5DU. Alternatively, we will also accept either a faxed copy of the completed form (fax number 0303 444 3294) or scanned versions of the signed form in .pdf format. NB We require just one copy of a certified form.

7. If you experience any problems using the form please email nndr.statistics@communities.gsi.gov.uk

NATIONAL NON-DOMESTIC RATES RETURN - NDR1

2014-15

Please e-mail to: ndr.statistics@communities.gsi.gov.uk by no later than 31 January 2014.
 In addition, a certified copy of the form should be returned by no later than 31 January 2014 to
 Dennis Herbert, Department for Communities and Local Government, Zone 5/J6 Eland House, Bressenden Place, London SW1E 5DU
 All figures should be rounded to the nearest pound.

Select your local authority's name from this list:

Tameside
Tamworth
Tandridge
Taunton Deane

Authority Name
 E-code
 Local authority contact name
 Local authority contact number
 Local authority fax number
 Local authority e-mail address

Tamworth
E3439
Michael Buckland
01827 709523
01827 709546
michael-buckland@tamworth.gov.uk

Ver 1.0

PART 1A: NON-DOMESTIC RATING INCOME

COLLECTIBLE RATES

	£
1. Net amount receivable from rate payers after taking account of transitional adjustments, empty property rate, mandatory and discretionary reliefs and accounting adjustments	<input type="text" value="32,450,178"/>

TRANSITIONAL PROTECTION PAYMENTS

2. Sums due to the authority	<input type="text" value="11,136"/>
3. Sums due from the authority	<input type="text" value="0"/>

COST OF COLLECTION (See Note A)

4. Cost of collection formula	<input type="text" value="92,458"/>
5. Legal costs	<input type="text" value="0"/>
6. Allowance for cost of collection	<input type="text" value="92,458"/>

SPECIAL AUTHORITY DEDUCTIONS

7. City of London Offset	<input type="text" value="0"/>
--------------------------	--------------------------------

DISREGARDED AMOUNTS

8. Amounts retained in respect of Enterprise Zones	<input type="text" value="0"/>
9. Amounts retained in respect of NDD areas	<input type="text" value="0"/>
10. Amounts retained in respect of Renewable Energy Schemes (See Note B)	<input type="text" value="0"/>
of which:	
11. sums retained by billing authority	<input type="text" value="0"/>
12. sums retained by major precepting authority	<input type="text" value="0"/>

NON-DOMESTIC RATING INCOME

13. Line 1 plus line 2, minus lines 3 and 6 - 10	<input type="text" value="32,368,855"/>
--	---

Please investigate the error messages shown below and make the appropriate changes to the form. Any comments should be added at the bottom of Part 4

Line 13 does not equal line 1 plus line 2, minus lines 3 and 6 to 10. Please check why.

NATIONAL NON-DOMESTIC RATES RETURN - NDR1

2014-15

Please e-mail to: ndr.statistics@communities.gsi.gov.uk by no later than 31 January 2014.

In addition, a certified copy of the form should be returned by no later than 31 January 2014 to

Dennis Herbert, Department for Communities and Local Government, Zone 5/J6 Eland House, Bressenden Place, London SW1E 5DU

All figures should be rounded to the nearest pound.

Local Authority : Tamworth

PART 1B: PROVISIONAL PAYMENTS

The payments to be made, during the course of 2014-15 to:

- i) the Secretary of State in accordance with Regulation 4 of the Non-Domestic Rating (Rates Retention) Regulations 2013;
- ii) major precepting authorities in accordance with Regulations 5, 6 and 7; and to be
- iii) transferred by the billing authority from its Collection Fund to its General Fund,

are set out below

	Column 1 Central Government £	Column 2 Tamworth £	Column 3 Staffordshire County Council £	Column 4 Staffordshire Fire Authority £	Column 5 Total £
Non-Domestic Rating Income for 2014-15					
14. Non-domestic rating income from rates retention scheme	16,184,428	12,947,542	2,913,197	323,689	32,368,855
15. (less) Enterprise Zone discounts	0				
16. TOTAL:	16,184,428				
Other Income for 2014-15					
17. add: cost of collection allowance)		92,458			92,458
18. add: amounts retained in respect of Enterprise Zones		0			0
19. add: amounts retained in respect of NDD Area		0			0
20. add: amounts retained in respect of renewable energy schemes		0	0		0
21. add Enterprise Zone Discounts		0	0	0	0
22. add: City of London Offset		0			0
Estimated Surplus/Deficit on Collection Fund	£	£	£	£	£
23. Estimated Surplus/Deficit at end of 2013-14	4,806	3,844	865	96	9,611
TOTAL FOR THE YEAR	£	£	£	£	£
24. Total amount of non-domestic rates due to authorities	16,189,233	13,043,845	2,914,062	323,785	32,470,924

Please investigate the error messages shown below and make the appropriate changes to the form. Any comments should be added at the bottom of Part 4

Line 14 column 5 doesn't equal line 13. Please check why.

Line 24 column 5 doesn't equal the sum of columns 1 to 4. Please check why.

NATIONAL NON-DOMESTIC RATES RETURN - NDR1

2014-15

Please e-mail to: ndr.statistics@communities.gsi.gov.uk by no later than 31 January 2014.
In addition, a certified copy of the form should be returned by no later than 31 January 2014 to
Dennis Herbert, Department for Communities and Local Government, Zone 5/J6 Eland House, Bressenden Place, London SW1E 5DU
All figures should be rounded to the nearest pound.

Local Authority : Tamworth

PART 1C: SECTION 31 GRANT (See Note C)

Estimated sums due from Government via Section 31 grant, to compensate authorities for the cost of changes to the business rates system announced in the 2013 Autumn Statement.

	Column 2 Tamworth £	Column 3 Staffordshire County Council £	Column 4 Staffordshire Fire Authority £	Column 5 Total £
2014-15 Multiplier Cap				
25. Cost of 2% cap on 2014-15 small business rates multiplier	285,581	64,256	7,140	356,976
Small Business Rate Relief				
26. Cost to authorities of temporary doubling in 2014-15	236,039	53,109	5,901	295,049
27. Cost to authorities of maintaining relief on "first" property	22,608	5,087	565	28,260
"New Empty" Property Relief				
28. Cost to authorities of giving relief to newly-built empty property	0	0	0	0
"Long Term Empty" Property Relief				
29. Relief on occupation of "long-term" empty property	95,802	21,556	2,395	119,753
Retail Relief				
30. Relief provided to retail properties	112,066	25,215	2,802	140,083
Adjustments to Tariffs & Top Ups				
31. Tariff adjustments	0	0	0	
32. Top Up adjustments	0	0	0	
TOTAL FOR THE YEAR	£	£	£	£
33. Total amount of Section 31 grant due to authorities	752,096	169,222	18,802	940,120

Please investigate the error messages shown below and make the appropriate changes to the form. Any comments should be added at the bottom of Part 4

Line 31 column 5 doesn't equal the sum of columns 2 to 4. Please check why.

Certificate of Chief Financial Officer

I certify that the entries in lines 3, 12, 19, 20, 36, 39 and 40 of this form are the best I can make on the information available to me and that the figures given in lines 1 and 2 used in the calculating the amount shown in lines 36 and 40 are, to the best of my knowledge and belief those shown in the rating list for my authority as at 30 September 2012, subject to any order made before 15 January 2013 under the Local Government Act 1972 implementing boundary changes. I also certify that the authority has made proper arrangements for securing efficiency and effectiveness in relation to the collection of non-domestic rates. I also certify to the best of my knowledge and belief that any amount included as legal costs in line 22 and discretionary relief in line 24 meet the conditions set out in the Non-Domestic Rating (Rates Retention) Regulations 2013.

Name of Chief Financial Officer
or Section 151 Officer :

Signature :

Date :

PROVISIONAL NATIONAL NON-DOMESTIC RATES RETURN - NNDR1

2014-15

Ver 1.0

Local Authority : Tamworth

PART 2: RELIEFS

	Column 1 BA Area (exc. NDD & EZ)	Column 2 NDD Area	Column 3 Enterprise Zone	Column 4 TOTAL (All BA Area)
	£	£	£	£
GROSS RATES PAYABLE (See Note D)				
1. Rateable Value at <input type="text" value="31/12/2013"/>	79,321,201	0	0	79,321,201
2. Small business rating multiplier for <input type="text" value="47.1"/> 2014-15 (pence)				
3. Gross rates 2014-15 - (RV x multiplier)	37,360,286	0	0	
4. Estimated growth/decline in gross rates	-103,548	0	0	
5. Forecast gross rates payable in 2014-15	37,256,738	0	0	37,256,738
TRANSITIONAL ARRANGEMENTS (See Note E)				
6. Revenue foregone because increases in rates have been deferred	11,136	0	0	11,136
7. Additional income received because reductions in rates have been deferred	0	0	0	0
8. Net cost of transitional arrangements	11,136	0	0	
9. Changes as a result of estimated growth/decline in transitional relief		0	0	
10. Forecast net cost of transitional arrangements	11,136	0	0	11,136

TRANSITIONAL PROTECTION PAYMENTS (See Note F)

11. Sum due to/(from) authority	11,136	0	0	11,136
---------------------------------	--------	---	---	--------

MANDATORY RELIEFS (See Note G)

Small Business Rate Relief

12. Forecast of relief to be provided in 2014-15	1,236,714	0	0	1,236,714
13. of which: relief on existing properties where a 2nd property is occupied	56,520	0	0	56,520
14. Additional yield from the small business supplement	788,606	0	0	788,606
15. Net cost of small business rate relief (line 12-line 14)	448,108	0	0	448,108

Charitable occupation

16. Forecast of relief to be provided in 2014-15	1,058,516	0	0	1,058,516
--	-----------	---	---	-----------

Community Amateur Sports Clubs (CASCs)

17. Forecast of relief to be provided in 2014-15	27,488	0	0	27,488
--	--------	---	---	--------

Rural rate relief

18. Forecast of relief to be provided in 2014-15	0	0	0	0
--	---	---	---	---

19. Total forecast of mandatory reliefs to be provided in 2014-15 (Sum of lines 15 to 18)

1,534,112	0	0	
-----------	---	---	--

20. Changes as a result of estimated growth/decline in mandatory relief

129,382	0	0	
---------	---	---	--

21. Total forecast mandatory reliefs to be provided in 2014-15

1,663,494	0	0	1,663,494
-----------	---	---	-----------

PROVISIONAL NATIONAL NON-DOMESTIC RATES RETURN - NNDR1

2014-15

Ver 1.0

Local Authority : Tamworth

PART 2: RELIEFS

	Column 1 BA Area (exc. NDD & EZ)	Column 2 NDD Area	Column 3 Enterprise Zone	Column 4 TOTAL (All BA Area)
UNOCCUPIED PROPERTY (See Note H)				
Partially occupied hereditaments				
22. Forecast of relief to be provided in 2014-15	139,884	0	0	139,884
Empty premises				
23. Forecast of relief to be provided in 2014-15	1,048,877	0	0	1,048,877
24. Total forecast of unoccupied property relief to be provided in 2014-15 (Line 22 + line 23)	1,188,761	0	0	
25. Changes as a result of estimated growth/decline in unoccupied property relief	674,107	0	0	
26. Total forecast unoccupied property relief to be provided in 2014-15	1,862,868	0	0	1,862,868
DISCRETIONARY RELIEFS (See Note J)				
Charitable occupation				
27. Forecast of relief to be provided in 2014-15	20,273	0	0	20,273
Non-profit making bodies				
28. Forecast of relief to be provided in 2014-15	4,180	0	0	4,180
Community Amateur Sports Clubs (CASCs)				
29. Forecast of relief to be provided in 2014-15	2,308	0	0	2,308
Rural shops etc				
30. Forecast of relief to be provided in 2014-15	0	0	0	0
Small rural businesses				
31. Forecast of relief to be provided in 2014-15	0	0	0	0
Other ratepayers				
32. Forecast of relief to be provided in 2014-15	50,000	0	0	50,000
33. Total forecast of discretionary relief to be provided in 2014-15 (Sum of lines 27 to 32)	76,761	0	0	
34. Changes as a result of estimated growth/decline in discretionary relief	15,352	0	0	
35. Total forecast discretionary relief to be provided in 2014-15	92,113	0	0	92,113
36. Relief given to Case A hereditaments		of which:	0	
37. Relief given to Case B hereditaments	0			

PROVISIONAL NATIONAL NON-DOMESTIC RATES RETURN - NNDR1

2014-15

Ver 1.0

Local Authority : Tamworth

PART 2: RELIEFS

	Column 1 BA Area (exc. NDD & EZ)	Column 2 NDD Area	Column 3 Enterprise Zone	Column 4 TOTAL (All BA Area)
DISCRETIONARY RELIEFS FUNDED THROUGH SECTION 31 GRANT (See Note K)				
"New Empty" properties				
38. Forecast of relief to be provided in 2014-15	0	0	0	0
"Long term empty" properties				
39. Forecast of relief to be provided in 2014-15	239,506	0	0	239,506
Retail relief				
40. Forecast of relief to be provided in 2014-15	280,165	0	0	280,165

41. Total forecast of discretionary reliefs funded through S31 grant to be provided in 2014-15 (Sum of lines 38 to 40)	519,671	0	0	
42. Changes as a result of estimated growth/decline in Section 31 discretionary relief	51,967	0	0	
43. Total forecast of discretionary reliefs funded through S31 grant to be provided in 2014-15	571,638	0	0	571,638

NET RATES PAYABLE

	£	£	£	£
44. Forecast of net rates payable by rate payers after taking account of transitional adjustments, unoccupied property relief, mandatory and discretionary reliefs	33,627,127	0	0	33,627,127

Checked by Chief Financial Officer :

PROVISIONAL NATIONAL NON-DOMESTIC RATES RETURN - NNDR1
2014-15

Ver 1.0

Local Authority : Tamworth

PART 3: ALLOWABLE DEDUCTIONS

	Column 1 BA Area (exc. NDD & EZ) £	Column 2 NDD Area £	Column 3 Enterprise Zone £	Column 4 TOTAL (All BA Area) £
NET RATES PAYABLE				
1. Sum payable by rate payers after taking account of transitional adjustments, empty property rate, mandatory and discretionary reliefs	33,627,127	0	0	33,627,127
(LESS) LOSSES				
2. Estimated bad debts in respect of 2014-15 rates payable	336,271	0	0	336,271
3. Estimated repayments in respect of 2014-15 rates payable	840,678	0	0	840,678
COLLECTIBLE RATES				
4. Net Rates payable less losses	32,450,178	0	0	32,450,178
OTHER ADJUSTMENTS:				Total Renewable Energy
5. Renewable Energy	0	0	0	0
6. Transitional Protection Payment		0	0	
7. Baseline		0	0	
DISREGARDED AMOUNTS		£	£	£
8. Collectible Rates		0	0	0

Checked by Chief Financial Officer :

PROVISIONAL NATIONAL NON-DOMESTIC RATES RETURN - NNDR1
2014-15

Ver 1.0

Local Authority : Tamworth

PART 4: ESTIMATED COLLECTION FUND BALANCE

A. Estimated surplus/deficit in respect of financial year 2013-14

CREDITS

1. Total amount credited, or to be credited, to the Collection Fund in 2013-14	32,778,456	
2. Transitional protection payments received, or to be received in 2013-14	60,212	
3. Transfers/payments to the Collection Fund in 2013-14 for end-year reconciliations	0	
4. Total Credits		32,838,668

CHARGES

5. Total amount charged, or to be charged, to the Collection fund in 2013-14	2,245,583	
6. Transitional protection payments made, or to be made, in 2013-14	-8,499	
7. Payments made, or to be made, to the Secretary of State in respect of the central share in 2013-14	15,249,758	
8. Payments made, or to be made to, major precepting authorities in respect of business rates income in 2013-14	3,049,951	
9. Transfers made, or to be made, to the billing authority's General Fund in respect of business rates income in 2013-14	12,199,806	
10. Transfers made, or to be made, to the billing authority's General Fund; and payments made, or to be made, to a precepting authority in respect of disregarded amounts in 2013-14	92,458	
11. Transfers/payments to the billing authority's general fund in 2013-14 for end-year reconciliations	0	
12. Total Charges		32,829,057
13. Adjustment for 5-Year Spread		0

ESTIMATED SURPLUS/(DEFICIT) ON COLLECTION FUND IN RESPECT OF FINANCIAL YEAR 2013-14

14. Opening balance plus total credits, less total charges	£	9,611
--	---	--------------

B. Reconciliation of previous year's estimate with Collection Fund statement

OPENING BALANCE

15. Opening Balance (From Collection Fund Statement)	£	£	0
--	---	---	---

Add:

Payments into Collection Fund in 2013-14 respect of previous year's estimated deficit:

16. Payments made by central Government	0	
17. Payments made by major precepting authorities	0	
18. Transfers from billing authority's General Fund	0	
19. Total Payments into Collection Fund		0

(Less):

Payments made from Collection fund in 2013-14 in respect of previous year's surplus

20. Payments made to central Government	0	
21. Payments made to major precepting authorities	0	
22. Transfers to billing authority's General Fund	0	
23. Total Payments from the Collection Fund		0

BALANCE DUE TO/FROM COLLECTION FUND IN RESPECT OF RECONCILIATION

24. Opening balance plus total credits, less total charges	£	0
--	---	----------

TOTAL ESTIMATED SURPLUS/DEFICIT

25. 2013-14 estimated surplus/deficit plus previous year's reconciliation	£	9,611
---	---	--------------

Checked by Chief Financial Officer :

SUPPLEMENTARY INFORMATION ON HEREDITAMENTS BEING GRANTED RELIEF FROM NATIONAL NON-DOMESTIC RATES AND THE AMOUNT OF RELIEF GRANTED

Please complete the following questions on hereditaments that were being granted relief from national non-domestic rates and the amount of relief granted

If you have any queries on completing the form please contact
Sheela Vyas on 0303 444 2120 or by email to nndr.statistics@communities.gsi.gov.uk

When completed please return the form to nndr.statistics@communities.gsi.gov.uk
by no later than FRIDAY 31 JANUARY 2014

LA	Tamworth
ECODE	E3439
Contact Name	Michael Buckland
Telephone Number	01827 709523
LA e-mail address	michael-buckland@tamworth.gov.uk

Ver 1.0

NUMBERS OF HEREDITAMENTS THAT WERE BEING GRANTED RELIEF AS AT 30 SEPTEMBER 2013

THIS SHOULD BE BASED ON THE 2010 VALUATION RATINGS LIST

Number of hereditaments that were being granted relief as at 30 September 2013
--

1. MANDATORY RELIEF

- | | |
|---|-----|
| a. Number of hereditaments that were being granted charitable relief as at 30 September 2013 | 70 |
| b. Number of hereditaments that were being granted Community Amateur Sports Clubs relief as at 30 September 2013 | 4 |
| c. Number of hereditaments that were being granted rural general stores, post offices, public houses, petrol filling stations and food shops relief as at 30 September 2013 | 0 |
| d. Number of hereditaments that were being granted partly occupied premises relief as at 30 September 2013 | 1 |
| e. Number of hereditaments that were being granted empty property relief as at 30 September 2013 | 111 |
- of which:
- | | |
|---|----|
| <i>i. those that are classed as "industrial property" above the exemption threshold</i> | 24 |
| <i>ii. those that have "listed building status"</i> | 23 |
| <i>iii. those that are "Community Amateur Sports Clubs"</i> | 0 |
| <i>iv. those that are "charities"</i> | 0 |
| <i>v. those where the hereditament is empty and not included in categories i to vi</i> | 32 |
| <i>vi. those that are classed as "non-industrial" above the exemption threshold</i> | 32 |

DISCRETIONARY RELIEF

- | | |
|--|----|
| f. Number of hereditaments that were being granted charitable relief as at 30 September 2013 | 33 |
| g. Number of hereditaments that were being granted non-profit making bodies' relief as at 30 September 2013 | 2 |
| h. Number of hereditaments that were being granted Community Amateur Sports Clubs relief as at 30 September 2013 | 3 |
| i. Number of hereditaments that were being granted rural shops, post offices, public houses, petrol filling stations and food shops relief as at 30 September 2013 | 0 |
| j. Number of hereditaments that were being granted other small rural businesses relief as at 30 September 2013 | 0 |
| k. Number of hereditaments within Enterprise Zones being granted discounts as at 30 September 2013 | 0 |

SMALL BUSINESS RATE RELIEF

- | | |
|--|-----|
| l. Number of hereditaments contributing to the small business rate relief scheme by paying the additional supplement as at 30 September 2013 | 861 |
| Explanation has been added | |
| m. Number of hereditaments that receive a discount from the small business rate relief scheme as at 30 September 2013 | 525 |
- of which:
- | | |
|--|-----|
| <i>i. Hereditaments with a rateable value between £0 and £6,000 receiving the maximum discount</i> | 301 |
| <i>ii. Hereditaments with a rateable value between £6,001 and £12,000 receiving the discount on a sliding scale</i> | 224 |
| n. Number of hereditaments that pay only the small business rate multiplier and are not granted a discount as at 30 September 2013 | 541 |

ESTIMATED VALUE OF RELIEF TO BE GRANTED IN 2014-15

THIS SHOULD BE BASED ON THE 2010 VALUATION RATINGS LIST

2. MANDATORY RELIEF

	Amount of relief to be granted in 2014-15 (£)
a. Estimated value of charitable relief to be granted in 2014-15	1,058,516.00
b. Estimated value of Community Amateur Sports Clubs relief to be granted in 2014-15	27,488.00
c. Estimated value of rural general stores, post offices, public houses, petrol filling stations and food shops relief to be granted in 2014-15	0.00
d. Estimated value of partly occupied premises relief to be granted in 2014-15	139,884.00
e. Estimated value of empty property relief to be granted in 2014-15	1,048,877.00
of which:	
i. Relief to be given - industrial property above the exemption threshold	218,900.00
ii. Relief to be given - listed building status	169,568.00
iii. Relief to be given - Community Amateur Sports Clubs	0.00
iv. Relief to be given - charities	0.00
v. Relief to be given where the hereditament is empty and is not included in categories i to vi	22,924.00
vi. Relief to be given - "non-industrial" above the exemption threshold	637,485.00

DISCRETIONARY RELIEF

f. Estimated value of charitable relief to be granted in 2014-15	20,273.00
g. Estimated value of non-profit making bodies' relief to be granted in 2014-15	4,180.00
h. Estimated value of Community Amateur Sports Clubs relief to be granted in 2014-15	2,308.00
i. Estimated value of rural shops, post offices, public houses, petrol filling stations and food shops relief to be granted in 2014-15	0.00
j. Estimated value of other small rural businesses relief to be granted in 2014-15	0.00

SMALL BUSINESS RATE RELIEF

k. The revenue generated by hereditaments contributing to the small business rate relief scheme by paying the additional supplement	788,606.00
l. The cost of small business rate relief for properties within the billing authority area	1,236,714.00
of which:	
i. Hereditaments with a rateable value between £0 and £6,000 that will receive the full discount	641,236.00
ii. Hereditaments with a rateable value between £6,001 and £12,000 that will receive the discount on a sliding scale	595,478.00

Notes :

This page is intentionally left blank